

WELDING COLUMN & BOOM

ABOUT


It is also called a Welding Head Manipulator, where the head is mounted at one end of the boom. It is used in welding application where long seam welding needs to be done and also used as a Weld Head Locator in case of circular seam welding. Precision machined column and boom ensures smooth travel of boom, which makes it suitable for GTAW, GMAW and SAW applications.

FEATURES

- Increased Production.
- Improved Weld Quality.
- Reduced Labour Costs.
- Enhanced Safety.
- Greater Flexibility.
- Reduced Material Waste.



TROLLEY MOUNTED



PEDESTAL
MOUNTED




PEDESTAL MOUNTED WITH SAW
WELDING HEAD


INDUSTRY SECTORS




SCAN FOR MORE



Boiler
Industry



Windmill
Industry



Pipe
Welding



Steel
Manufacturing

TECHNICAL SPECIFICATIONS

MODEL	Min. Height	Max. Height	Boom Reach	Boom Travel Speed	Max. load At	Column Swivell	Trolley Speed	Inner Dist Between
	Under Boom(mm)	Under Boom(mm)	(mm)	mm/min.	Boom End (Kg.)	Degree	mm/min.	(Rail)mm)
CB1515	1000	2500	1500	125 to 1250	100	360°	2500	1435
CB2020	1000	3000	2000		100			
CB2525	1000	3500	2500		100			
CB3030	1000	4000	3000		125			
CB3535	1000	4500	3500		125		1200	1750
CB4040	1300	5300	4000		140			
CB4545	1300	4800	4500		150			
CB5050	1300	6300	5000		150			
CB6060	1300	7300	6000		150			

Note: Note: We reserve the right to modify the Specifications, Illustrations & Dimensions Whichever Suits Best to the Final Product As Per Our `In House` Developments.

ESTEEMED CLIENTELE



CARMAC Technologies Pvt. Ltd.

Address: J 65-1,J Block, MIDC Bhosari, Pune 411026, India
Mobile Number: 9112277712 | 9112277713 Website: www.carmac.co.in
Email: sales@carmac.co.in | info@carmac.co.in



VISIT OUR WEBSITE